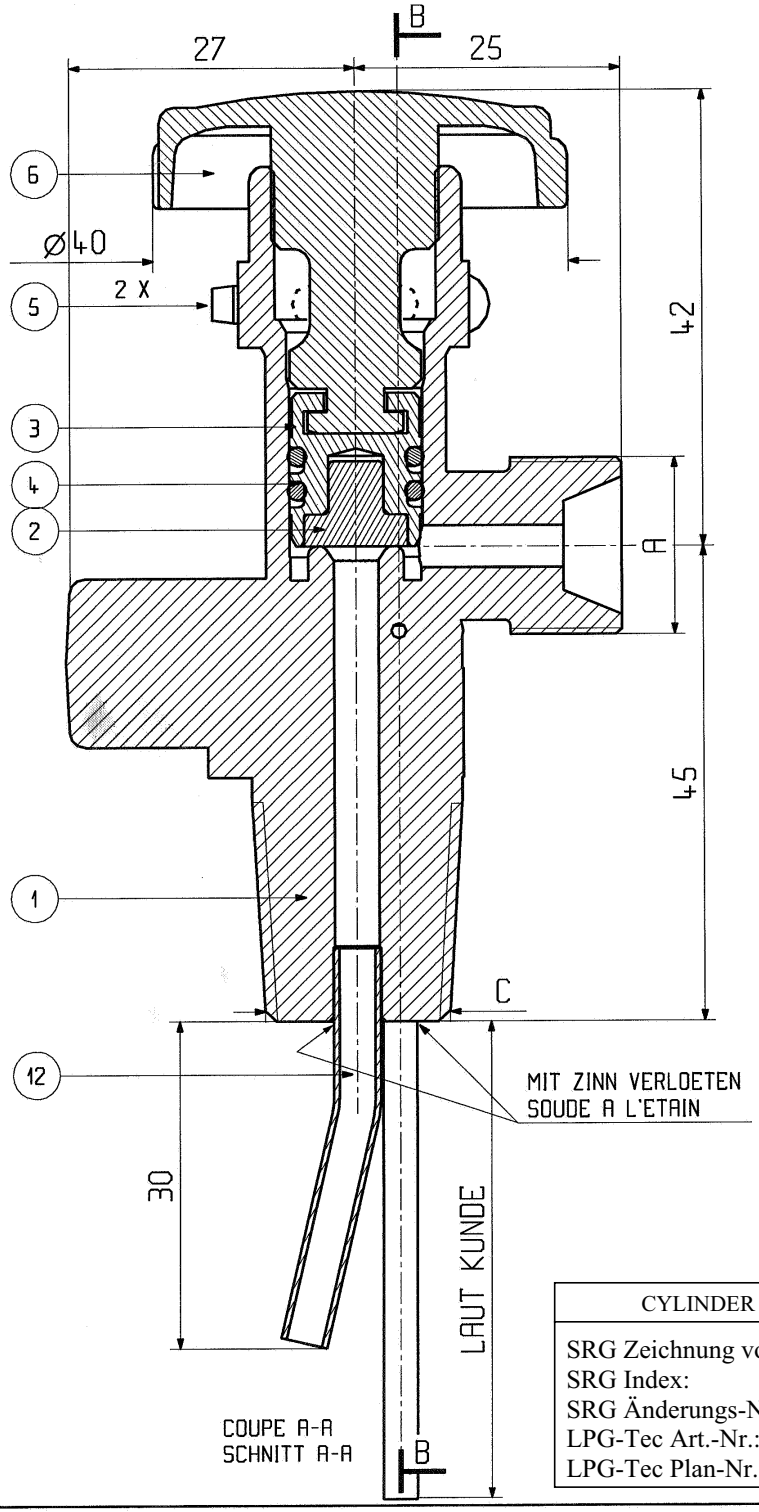

COUPE A-A
SCHNITT A-A

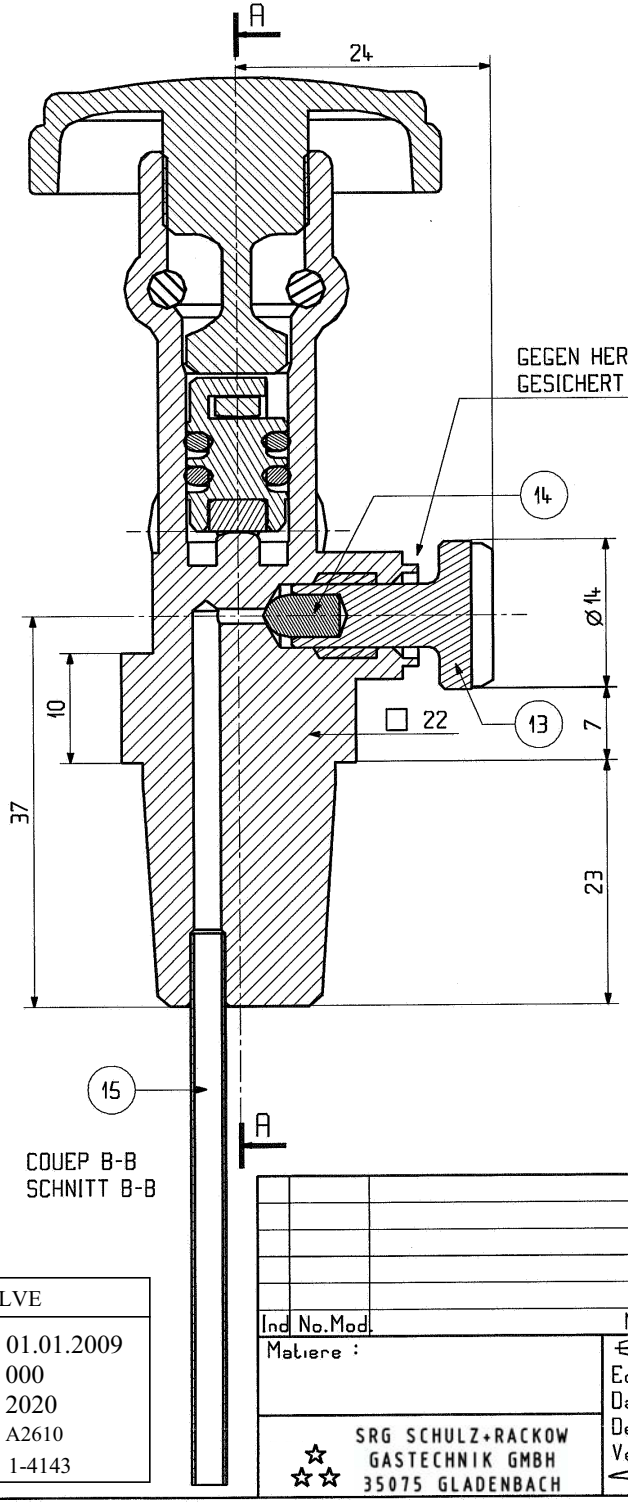

COUEP B-B
SCHNITT B-B

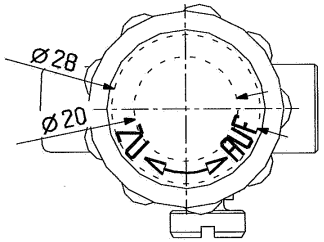

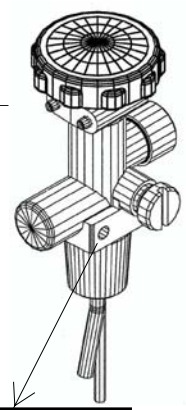

Option:
with two drillings
mit 2 Bohrungen

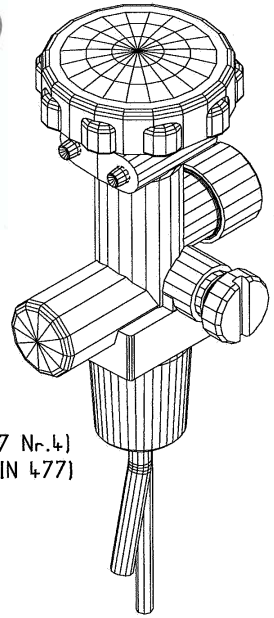

A = R3/8" LINKS (DIN 477 Nr.4)
C = W19.8 X 1/14" KEG.(DIN 477)

Indications des états de surface ISO 1302
Tolérances de forme et de position ISO 1101 et 8015
Classification des cotes et fonctions : critiques ◇ majeures △

Dimensions en mm sauf autres indications
Tolérances générales ISO 2768-mH
Arêtes DIN 6784

Note de protection DIN 34

CYLINDER VALVE	
SRG Zeichnung vom:	01.01.2009
SRG Index:	000
SRG Änderungs-Nr.:	2020
LPG-Tec Art.-Nr.:	A2610
LPG-Tec Plan-Nr.:	1-4143

Ind	No.Mod.	Modification	Mod.par	Date

Matiere :

SRG SCHULZ+RACKOW
GASTECHNIK GMBH
35075 GLADENBACH

Echelle 2:1(1:1)
Date : 19.02.99
Dessine :Zenner
Verifie :

Designation : GASFLASCHENVENTIL
für Butan / Propan

Art.:
Mat.Piece :
Plan No. : 454-261-1